

Scaled data based on original data using  
LM-79-08 Approved Method: Electrical and Photometric Measurements of Solid-  
State Lighting Products

Test Report Prepared for  
Cooper Lighting Solutions  
(formerly Eaton)

Brand: McGRAW-EDISON

Report Number: P385459

Luminaire Tested: **GWC-SA1A-730-U-RW**

Issue Date: 3/3/2020

**Test Information**

Test Method: LM-79-08  
Report Number: P385459  
TEST IS SCALED FROM IESNA LM-79-08 TEST DATA (G2-1903-205-7)  
Test Lab: INNOVATION CENTER  
Issue Date: 3/3/2020  
Manufacturer: COOPER LIGHTING SOLUTIONS (FORMERLY EATON)  
Product Line: MCGRAW-EDISON  
Catalog Number: GWC-SA1A-730-U-RW  
Description: GALLEON WALL LUMINAIRE  
(1) 70 CRI, 3000K, 615mA LIGHTSQUARE WITH 16 LEDS AND RECTANGULAR WIDE OPTICS  
Light Source: -  
Ballast/Driver: ELECTRONIC DRIVER

**Summary**

Lumens per Lamp: N/A  
Luminaire Lumens: 4633 lumens  
Efficiency: N/A  
Efficacy: 136.3 lumens/watt  
Luminous Opening: Rectangular (W 0.5' x L: 0.5' x H: 0')  
IES Classification: Type III - Short  
BUG Rating: B2 - U0 - G2

Input Watts (W): 34  
Input Voltage (V): NR  
Input Current (Ain): NR  
Voltage Rise (V): NR  
Power Factor: NR  
Total Harmonic Distortion (THDi): NR  
Frequency (hertz): 60  
Stabilization Time: NR  
Operation Time: NR  
Ambient Temperature (°C): NR  
Test Distance: 24 FT

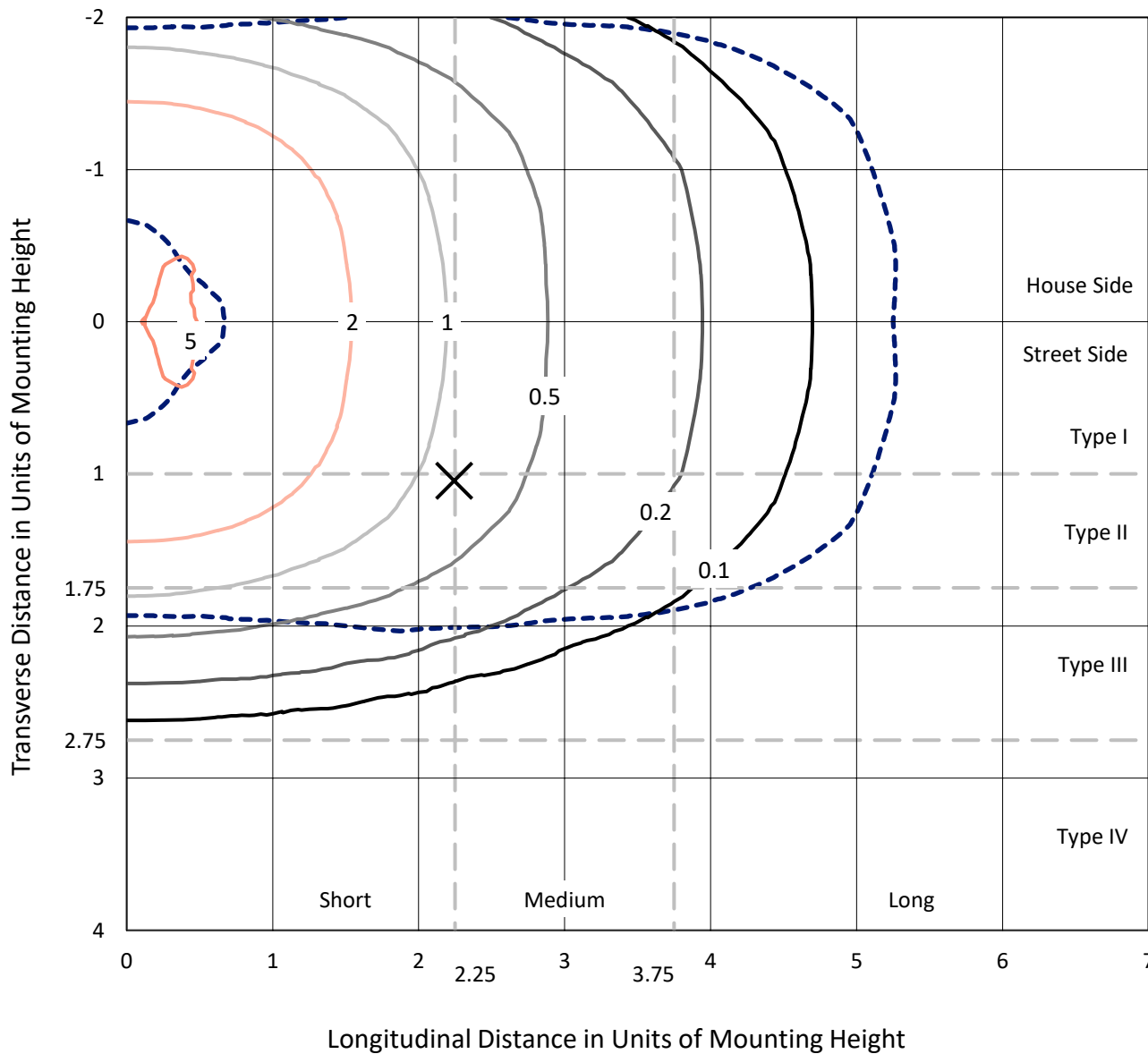


REPORT NUMBER: P385459

CATALOG NUMBER: GWC-SA1A-730-U-RW

### Iso-Footcandle Lines of Horizontal Illumination

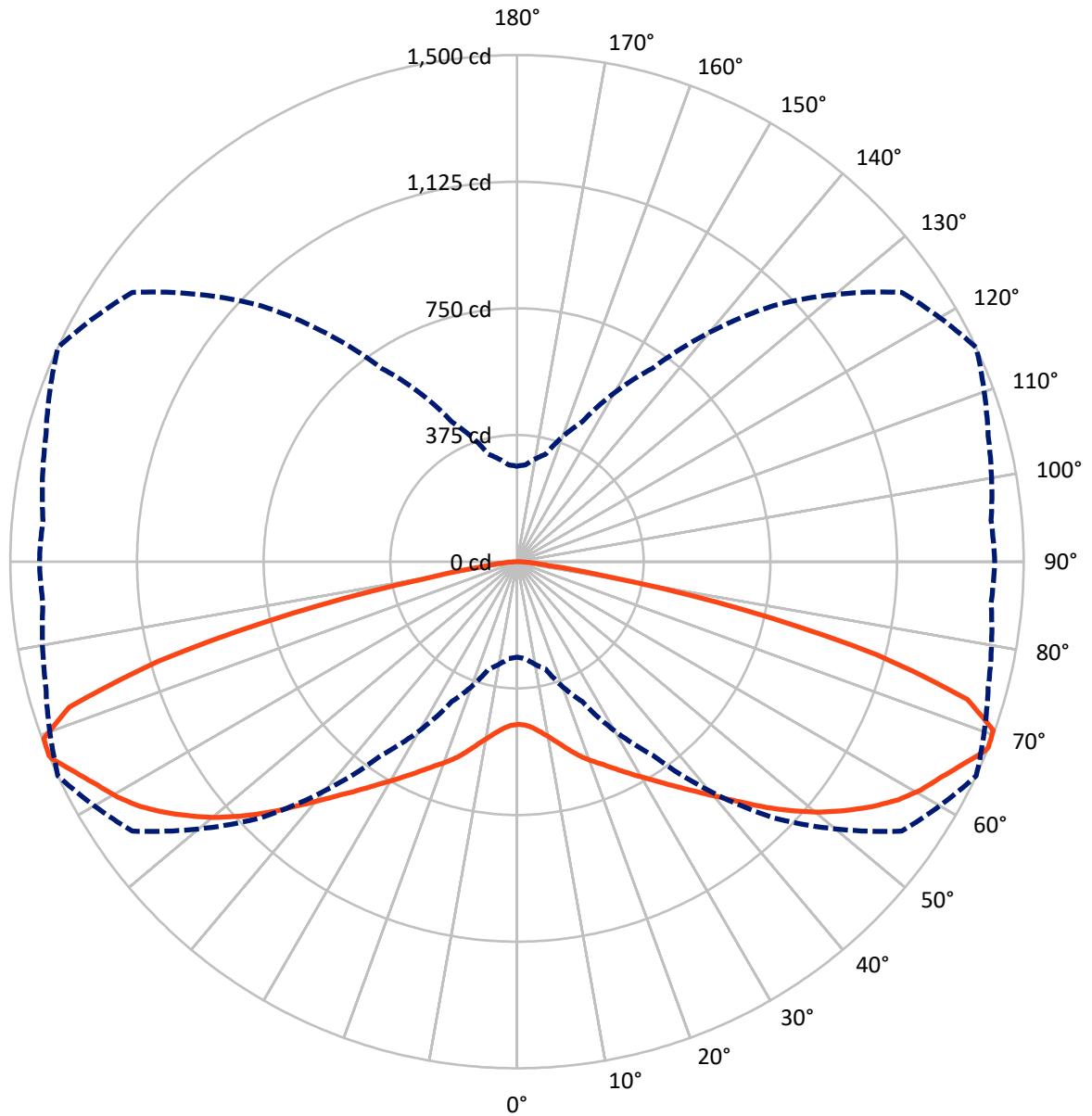
✕ Max cd  
 - - - 1/2 Max cd



Based on 10 foot mounting height. Maximum calculated value = 5.5 fc  
 Type III - Short - N/A

REPORT NUMBER: P385459  
CATALOG NUMBER: GWC-SA1A-730-U-RW

### Luminous Intensity Polar Plot



— Vertical Plane Through 65-Deg Lateral    - - - Horizontal Cone Through 68-Deg Vertical

REPORT NUMBER: P385459

CATALOG NUMBER: GWC-SA1A-730-U-RW

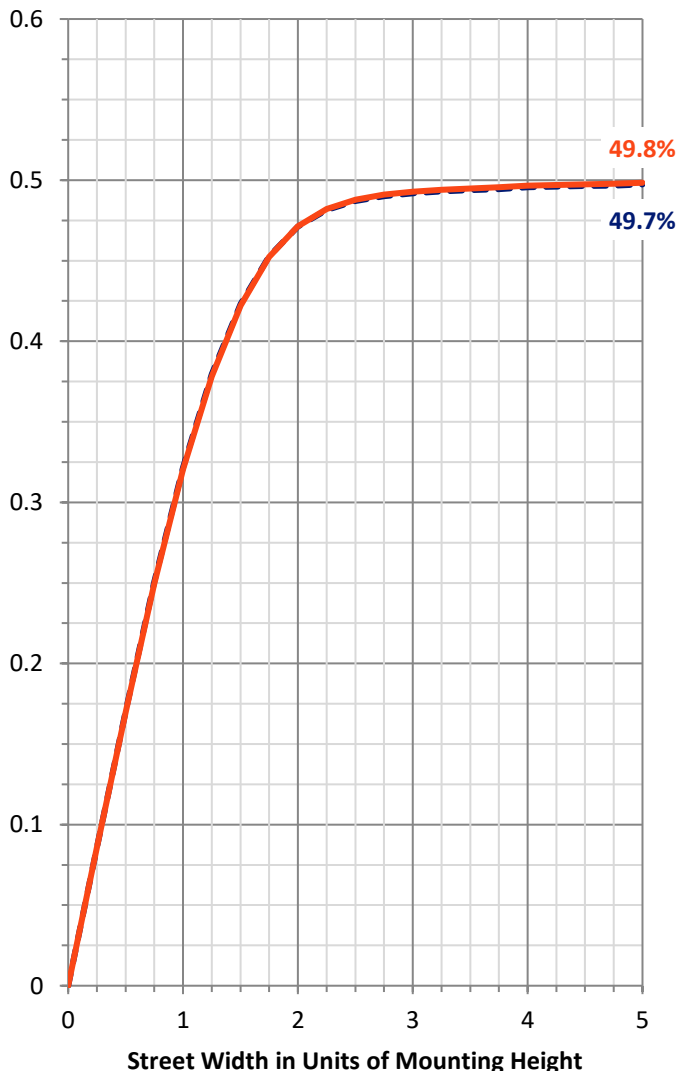
**FLUX DISTRIBUTION:**

		Downward	Upward	Total
<b>House Side</b>	Lumens	2316.5	0.0	2316.5
	% Fixture	50.0	0.0	50.0
<b>Street Side</b>	Lumens	2316.5	0.0	2316.5
	% Fixture	50.0	0.0	50.0
<b>Total</b>	Lumens	4633.0	0.0	4633.0
	% Fixture	100.0	0.0	100.0

**ZONAL LUMENS:**

Zone	Lumens	% Fixture
0°-10°	47.2	1.0
10°-20°	157.9	3.4
20°-30°	307.9	6.6
30°-40°	517.3	11.2
40°-50°	815.0	17.6
50°-60°	1090.0	23.5
60°-70°	1059.6	22.9
70°-80°	579.2	12.5
80°-90°	58.9	1.3
90°-100°	0.0	0.0
100°-110°	0.0	0.0
110°-120°	0.0	0.0
120°-130°	0.0	0.0
130°-140°	0.0	0.0
140°-150°	0.0	0.0
150°-160°	0.0	0.0
160°-170°	0.0	0.0
170°-180°	0.0	0.0
0°-90°	4633.0	100.0
0°-180°	4633.0	100.0

**Coefficient of Utilization**



REPORT NUMBER: P385459

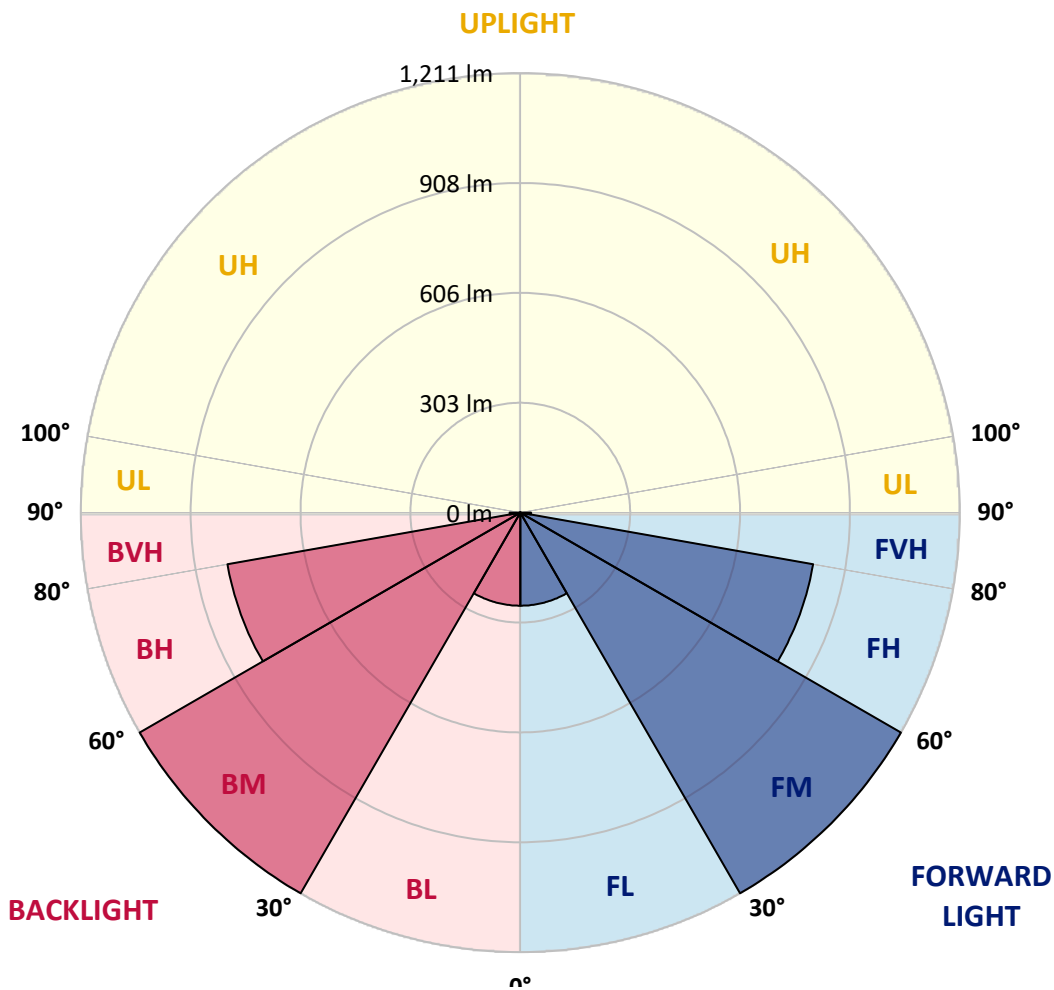
CATALOG NUMBER: GWC-SA1A-730-U-RW

**LUMINAIRE CLASSIFICATION SYSTEM LUMEN TABLE AND BUG RATING:**

Zone	Lumens	% Fixture	Zone Rating/Lumen Limit		
			B	U	G
FL (0°-30°)	256.5	5.5			
FM (30°-60°)	1211.1	26.1			
FH (60°-80°)	819.4	17.7			G1/1800
FVH (80°-90°)	29.5	0.6			G1/100
BL (0°-30°)	256.5	5.5	B1/500		
BM (30°-60°)	1211.1	26.1	B2/2500		
BH (60°-80°)	819.4	17.7	B2/1000		G2/1000
BVH (80°-90°)	29.5	0.6			G1/100
UL (90°-100°)	0.0	0.0		U0/0	
UH (100°-180°)	0.0	0.0		U0/0	

**BUG Rating: B2-U0-G2**

Type III Short





REPORT NUMBER: P385459

CATALOG NUMBER: GWC-SA1A-730-U-RW

**CANDELA DISTRIBUTION (FULL):**

	0°	5°	15°	25°	35°	45°	55°	65°	75°	85°	90°
0°	481.7	481.7	481.7	481.7	481.7	481.7	481.7	481.7	481.7	481.7	481.7
2.5°	478.3	478.5	479.2	480.2	480.9	483.0	483.4	484.2	484.5	485.3	485.3
5°	474.1	474.4	476.3	478.8	481.6	486.5	490.1	494.2	496.2	498.3	498.2
7.5°	473.6	474.4	477.1	481.1	485.8	494.0	501.5	509.5	515.0	519.9	519.6
10°	478.5	479.7	483.4	489.5	496.5	506.7	517.8	528.6	538.1	545.7	546.0
12.5°	485.8	487.3	493.2	502.4	512.9	526.2	539.2	551.5	564.5	575.9	576.8
15°	495.4	497.4	506.3	519.9	536.1	551.8	565.8	578.3	593.4	609.1	610.7
17.5°	509.7	512.5	524.1	542.6	563.9	581.1	595.7	605.2	617.8	634.0	636.9
20°	531.4	535.0	549.8	571.8	597.8	615.8	627.0	629.0	635.2	649.7	653.1
22.5°	559.7	562.8	579.3	605.5	634.6	654.2	660.1	652.0	651.4	663.0	666.3
25°	591.2	594.0	613.1	642.7	673.9	695.5	695.3	679.6	668.8	677.8	681.2
27.5°	626.7	631.0	649.3	680.4	713.8	735.1	733.8	709.6	689.0	691.3	694.2
30°	667.4	672.2	690.0	721.6	755.0	775.8	774.2	742.2	711.2	705.0	707.1
32.5°	717.8	723.6	740.5	771.6	801.1	819.9	815.4	777.7	737.9	724.4	726.4
35°	778.6	782.0	799.9	830.5	854.4	867.3	857.8	818.7	771.8	755.4	755.4
37.5°	840.1	842.7	862.8	892.5	915.6	922.4	903.9	863.6	816.0	792.9	793.3
40°	899.1	906.3	928.8	959.3	982.1	984.0	959.4	914.8	865.3	841.3	844.1
42.5°	960.8	967.8	994.7	1029.2	1049.4	1052.5	1023.7	972.3	920.9	901.5	904.6
45°	1015.8	1021.4	1052.5	1092.5	1117.7	1125.8	1091.8	1038.2	981.0	962.0	962.8
47.5°	1054.2	1061.5	1095.6	1142.9	1179.5	1192.0	1158.6	1102.3	1040.2	1017.2	1019.2
50°	1089.0	1092.8	1127.5	1179.1	1225.7	1251.3	1222.7	1165.7	1100.0	1075.6	1077.8
52.5°	1108.4	1113.4	1146.9	1200.7	1255.8	1297.1	1279.7	1222.7	1157.8	1134.0	1136.7
55°	1094.9	1098.6	1138.8	1205.5	1274.4	1325.4	1328.0	1278.5	1214.5	1193.7	1201.1
57.5°	1033.4	1038.0	1087.1	1174.4	1276.8	1344.5	1364.4	1330.2	1267.5	1250.5	1254.9
60°	937.2	940.1	992.5	1090.7	1231.4	1352.4	1387.5	1372.5	1319.3	1302.4	1308.3
62.5°	765.8	770.2	832.8	964.4	1135.6	1329.0	1409.9	1407.4	1367.7	1352.1	1357.4
65°	523.5	531.1	600.4	766.8	987.8	1257.2	1430.3	1448.1	1410.4	1390.8	1397.8
67.5°	316.1	321.7	371.9	506.3	755.9	1112.4	1409.3	1494.4	1440.5	1409.0	1414.7
68°	282.6	287.7	329.6	456.9	699.2	1071.6	1390.2	1499.7	1443.8	1408.7	1413.8
70°	170.7	174.1	202.3	282.4	466.2	850.0	1259.8	1495.3	1464.6	1413.0	1416.0
72.5°	111.2	112.3	117.0	144.9	238.1	475.4	945.6	1393.4	1495.8	1438.3	1437.9
75°	92.4	91.8	92.3	95.5	117.4	208.5	552.6	1100.8	1425.9	1398.4	1388.6
77.5°	78.1	77.7	77.5	77.7	78.6	100.7	239.9	685.7	1091.1	1237.0	1245.7
80°	63.2	62.6	64.6	63.7	60.9	62.6	100.5	285.2	514.3	553.3	518.5
82.5°	46.0	43.7	52.4	49.9	47.5	44.1	55.5	92.1	122.7	84.2	59.2
85°	35.4	32.9	39.8	38.2	32.6	22.5	32.9	45.0	49.7	28.4	22.4
87.5°	14.4	15.2	28.7	22.7	19.1	10.9	13.5	18.0	24.2	12.1	9.3
90°	0.0	0.0	0.0	0.0	0.0	0.0	0.0	0.0	0.0	0.0	0.0

Signify Classified - Internal  
Cooper Lighting Solutions Photometric Lab  
1121 Highway 74 South  
Peachtree City, GA 30269

Scaled Data Report



Report Generated By 670245982



Signify Classified - Internal  
Cooper Lighting Solutions Photometric Lab  
1121 Highway 74 South  
Peachtree City, GA 30269

Scaled Data Report



Signify Classified - Internal  
Cooper Lighting Solutions Photometric Lab  
1121 Highway 74 South  
Peachtree City, GA 30269

Scaled Data Report



Signify Classified - Internal  
Cooper Lighting Solutions Photometric Lab  
1121 Highway 74 South  
Peachtree City, GA 30269

Scaled Data Report





--- HS    — SS

Signify Classified - Internal  
Cooper Lighting Solutions Photometric Lab  
1121 Highway 74 South  
Peachtree City, GA 30269

Scaled Data Report



u

Signify Classified - Internal  
Cooper Lighting Solutions Photometric Lab  
1121 Highway 74 South  
Peachtree City, GA 30269

Scaled Data Report



(END OF REPORT)